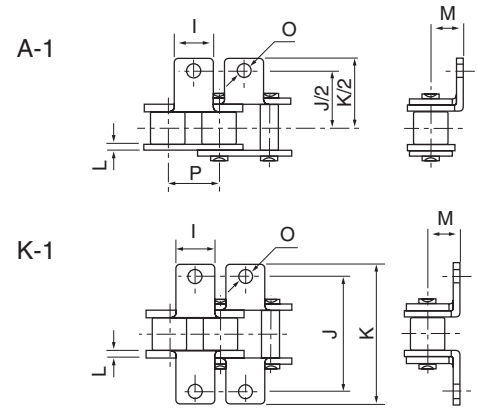


Roller Chain Attachments

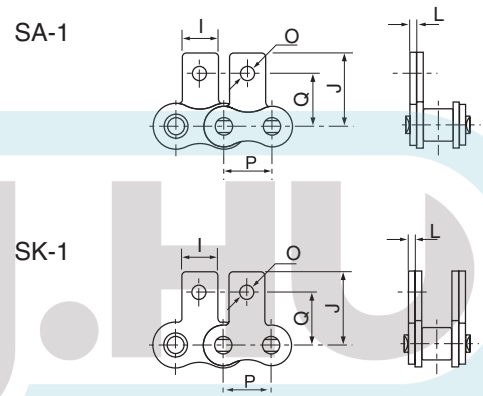
A-1 & K-1 Attachments

ISO No.	ANSI No.	P	I	J	K	L	M	O
	40	12.700	9.50	25.40	35.20	1.50	7.90	3.40
	50	15.875	12.70	31.75	46.20	2.03	10.30	5.50
	60	19.050	15.90	38.10	55.60	2.42	11.90	5.50
	80	25.400	19.10	50.80	64.80	3.25	15.90	6.80
	100	31.750	25.40	63.50	87.30	4.00	19.80	9.20
	120	38.100	28.60	76.20	108.50	4.80	23.00	9.80
	140	44.450	34.90	88.90	123.00	5.60	28.60	11.40
	160	50.800	38.10	101.60	142.80	6.40	31.80	13.10
*06B		9.525	8.00	19.04	27.00	1.30	6.50	3.50
08B		12.700	9.50	25.40	36.40	1.60	8.90	4.50
10B		15.875	14.30	31.75	44.60	1.70	10.31	5.30
12B		19.050	16.00	38.10	52.40	1.85	13.46	6.40
16B		25.400	19.10	50.80	72.60	3.10	15.88	6.40



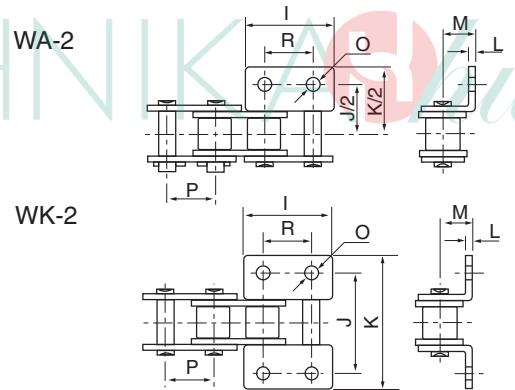
SA-1 & SK-1 Attachments

ISO No.	ANSI No.	P	I	J	Q	L	O
	40	12.700	9.50	19.05	12.70	1.50	3.40
	50	15.875	12.70	25.25	15.90	2.03	5.50
	60	19.050	15.90	29.33	18.30	2.42	5.50
	80	25.400	19.10	34.70	24.60	3.25	6.80
	100	31.750	25.40	43.30	31.80	4.00	9.20
	120	38.100	28.60	51.60	36.50	4.80	9.80
	140	44.450	34.90	62.00	44.50	5.60	11.40
	160	50.800	38.10	69.85	50.80	6.40	13.10
*06B		9.525	8.00	13.50	9.52	1.30	3.50
08B		12.700	9.50	18.90	13.35	1.60	4.30
10B		15.875	14.30	22.95	16.50	1.70	5.30
12B		19.050	16.00	28.60	21.45	1.85	6.40
16B		25.400	19.10	34.00	23.15	3.10	6.40



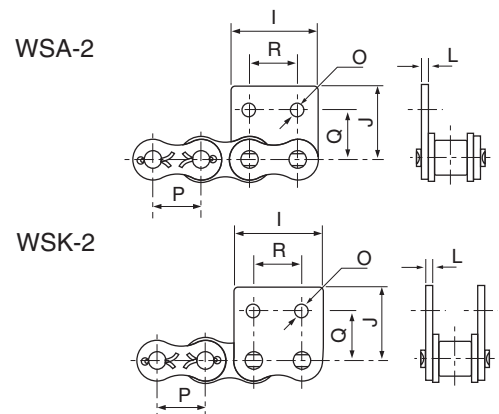
WA-2 & WK-2 Attachments

ISO No.	ANSI No.	P	I	R	J	K	L	M	O
	40	12.700	23.00	12.70	25.40	35.60	1.50	7.90	3.40
	50	15.875	28.80	15.88	31.80	46.80	2.03	10.30	5.50
	60	19.050	34.65	19.05	38.10	56.40	2.42	11.90	5.50
	80	25.400	45.90	25.40	50.80	73.20	3.25	15.90	6.80
	100	31.750	57.65	31.75	63.50	89.80	4.00	19.80	9.20
08B		12.700	24.00	12.70	25.40	36.40	1.60	8.90	4.30
10B		15.875	29.58	15.88	31.80	44.60	1.70	10.31	5.30
12B		19.050	34.05	19.05	38.10	52.40	1.85	13.46	6.40
16B		25.400	46.40	25.40	50.80	72.60	3.10	15.88	6.40



WSA-2 & WSK-2 Attachments

ISO No.	ANSI No.	P	I	R	J	Q	L	O
	40	12.700	23.00	12.70	17.40	12.70	1.50	3.40
	50	15.875	28.80	15.88	23.05	15.90	2.03	5.50
	60	19.050	34.65	19.05	26.86	18.30	2.42	5.50
	80	25.400	45.90	25.40	35.45	24.60	3.25	6.80
	100	31.750	57.65	31.75	44.00	31.80	4.00	9.20
08B		12.700	23.30	12.70	18.90	13.35	1.60	4.30
10B		15.875	29.58	15.88	22.95	16.50	1.70	5.30
12B		19.050	34.05	19.05	28.60	21.45	1.85	6.40
16B		25.400	46.40	25.40	34.00	23.15	3.10	6.40



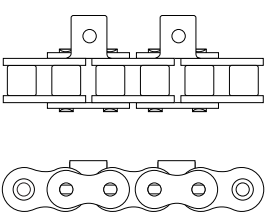
* Straight side plates

All dimensions in millimetres unless otherwise stated. Every effort has been taken to ensure that the data listed in this catalogue is correct. Challenge accepts no liability for any inaccuracies or damage caused.

Roller Chain Attachments

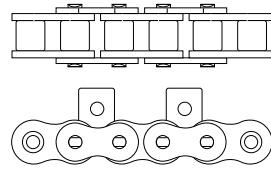
Standard Attachment Chains Designations

1. Bent attachment A1 - one hole - one side - every outer



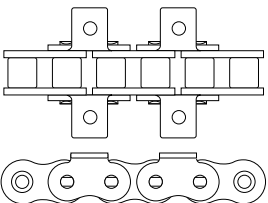
Chain Reference
06BA-2
08BA-2
10BA-2
12BA-2
16BA-2

7. Straight attachment SA1 - one hole - one side - every outer



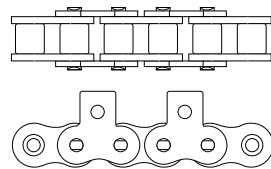
Chain Reference
06BSA-2
08BSA-2
10BSA-2
12BSA-2
16BSA-2

2. Bent attachment K1 - one hole - both sides - every outer



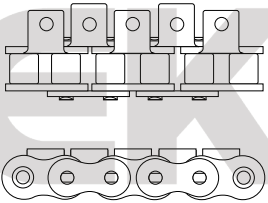
Chain Reference
06BK-2
08BK-2
10BK-2
12BK-2
16BK-2

8. Straight attachment SK1 - one hole - both sides - every outer



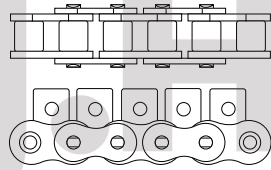
Chain Reference
06BSK-2
08BSK-2
10BSK-2
12BSK-2
16BSK-2

3. Bent attachment A1 - one hole - one side - every outer and inner



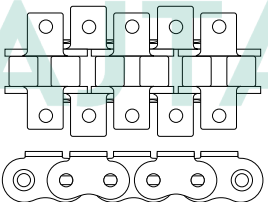
Chain Reference
06BA-1
08BA-1
10BA-1
12BA-1
16BA-1

9. Straight attachment SA1 - one hole - one side - every outer and inner



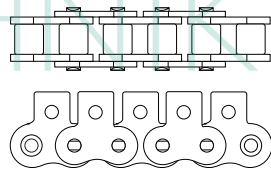
Chain Reference
06BSA-1
08BSA-1
10BSA-1
12BSA-1
16BSA-1

4. Bent attachment K1 - one hole - both sides - every outer and inner



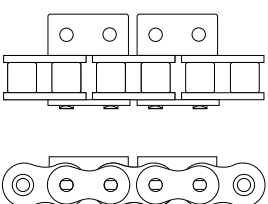
Chain Reference
06BK-1
08BK-1
10BK-1
12BK-1
16BK-1

10. Straight attachment SK1 - one hole - both sides - every outer and inner



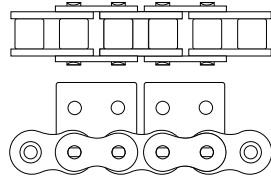
Chain Reference
06BSK-1
08BSK-1
10BSK-1
12BSK-1
16BSK-1

5. Bent attachment WA2 - two holes - one side - every outer



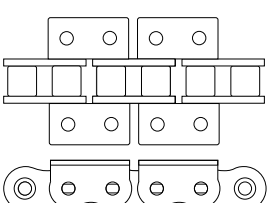
Chain Reference
06BWA-2
08BWA-2
10BWA-2
12BWA-2
16BWA-2

11. Straight attachment WSA2 - two holes - one side - every outer



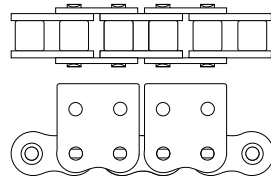
Chain Reference
06BWSA-2
08BWSA-2
10BWSA-2
12BWSA-2
16BWSA-2

6. Bent attachment WK2 - two holes - both sides - every outer



Chain Reference
06BWK-2
08BWK-2
10BWK-2
12BWK-2
16BWK-2

12. Straight attachment WSK2 - two holes - both sides - every outer



Chain Reference
06WSK-2
08WSK-2
10WSK-2
12WSK-2
16WSK-2

Standard boxed lengths are 5 metres or 10 feet.
Special lengths available.

Every effort has been taken to ensure that the data listed in this catalogue is correct. Challenge accepts no liability for any inaccuracies or damage caused. All dimensions in millimetres unless otherwise stated.