

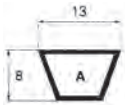
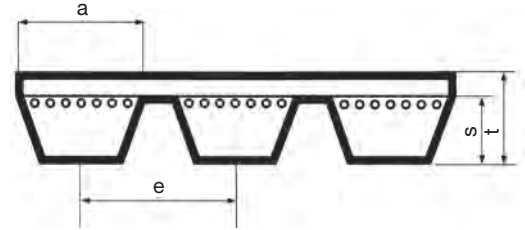
BANDED V-BELTS



BELT CHARACTERISTICS

section	RA	RB	RC	RSPZ	RSPA	RSPB	RSPC	R3V	R5V	R8V	R3VX	R5VX
a (mm)	13	17	22	9,7	12,7	16,3	22	9	15	25	9	15
s (mm)	8	11	14	8	10	13	18	8	13	23	8	13
t (mm)	10	13	16	10,5	12,5	15,5	22,5	10	15	25,5	10	15
e (mm ± 0,3)	15	19	25	10,2	15	19	25	10,2	17,4	27,5	10,2	17,4
pitch length - internal length = i (mm)	33	43	62	39	47	61	86	31	54	103		
working temperature	-30°C ÷ +80°C											
relevant standards	ASAE S 211.4 - ISO 8419											
materials	CR / SBR blend - polyester cord											

Pluriband are special belts capable of transmitting very high loads. The structure is made to be equivalent in performances to a number of corresponding V-belts: a Pluriband A47-1200-5 has the same performance of 5 A47 belts working in parallel. The procedure for engineering a system using Pluriband belts is the same as described in the technical calculation chapter, using the same performance data as the corresponding V-belt profile.



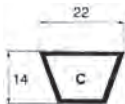
RA SECTION

Code	Internal length LI (mm)	Code	Internal length LI (mm)	Code	Internal length LI (mm)	Code	Internal length LI (mm)	Code	Internal length LI (mm)	Code	Internal length LI (mm)
RA 47	1200	RA 59	1500	RA 75	1900	RA 100	2540	RA 128	3250	RA 187	4750
RA 51	1300	RA 64	1625	RA 79	2000	RA 104	2650	RA 144	3658	RA 197	5000
RA 56	1422	RA 67	1700	RA 88	2240	RA 112	2845	RA 158	4000	RA 210	5334
RA 57	1450	RA 71	1800	RA 98	2500	RA 120	3048	RA 167	4250	RA 217	5477



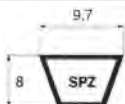
RB SECTION

Code	Internal length LI (mm)	Code	Internal length LI (mm)	Code	Internal length LI (mm)	Code	Internal length LI (mm)	Code	Internal length LI (mm)	Code	Internal length LI (mm)	Code	Internal length LI (mm)
RB 70	1778	RB 82	2083	RB 93	2362	RB 106	2692	RB 127	3226	RB 147	3734	RB 167	4242
RB 71	1803	RB 83	2108	RB 94	2388	RB 107	2718	RB 128	3251	RB 148	3759	RB 168	4267
RB 72	1829	RB 84	2134	RB 95	2413	RB 108	2743	RB 130	3302	RB 151	3835	RB 173	4394
RB 73	1854	RB 85	2159	RB 96	2438	RB 110	2794	RB 131	3327	RB 152	3861	RB 175	4445
RB 74	1880	RB 86	2184	RB 97	2464	RB 112	2845	RB 132	3353	RB 154	3912	RB 177	4496
RB 75	1905	RB 87	2210	RB 98	2489	RB 114	2896	RB 133	3378	RB 157	3988	RB 180	4572
RB 76	1930	RB 88	2235	RB 99	2515	RB 115	2921	RB 134	3404	RB 158	4013	RB 186	4724
RB 78	1981	RB 89	2261	RB 100	2540	RB 116	2946	RB 135	3429	RB 161	4089	RB 188	4775
RB 79	2007	RB 90	2286	RB 102	2591	RB 118	2997	RB 136	3454	RB 162	4115	RB 192	4877
RB 80	2032	RB 91	2311	RB 104	2642	RB 120	3048	RB 140	3556	RB 163	4140	RB 195	4953
RB 81	2057	RB 92	2337	RB 105	2667	RB 124	3150	RB 144	3658	RB 165	4191	RB 197	5004



RC SECTION

Code	Internal length LI (mm)	Code	Internal length LI (mm)	Code	Internal length LI (mm)	Code	Internal length LI (mm)	Code	Internal length LI (mm)	Code	Internal length LI (mm)	Code	Internal length LI (mm)
RC 98	2489	RC 104	2642	RC 112	2845	RC 128	3251	RC 142	3607	RC 160	4064	RC 180	4572
RC 99	2515	RC 105	2667	RC 115	2921	RC 130	3302	RC 144	3658	RC 165	4191	RC 195	4953
RC 100	2540	RC 106	2692	RC 118	2997	RC 134	3404	RC 148	3759	RC 166	4216	RC 210	5334
RC 101	2565	RC 108	2743	RC 120	3048	RC 136	3454	RC 153	3886	RC 168	4267		
RC 102	2591	RC 110	2794	RC 124	3150	RC 140	3556	RC 158	4013	RC 173	4394		



RSPZ SECTION

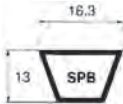
Code	Pitch length LW (mm)	Code	Pitch length LW (mm)	Code	Pitch length LW (mm)	Code	Pitch length LW (mm)	Code	Pitch length LW (mm)	Code	Pitch length LW (mm)
RSPZ 1400	1400	RSPZ 1700	1700	RSPZ 2000	2000	RSPZ 2360	2360	RSPZ 2800	2800	RSPZ 3350	3350
RSPZ 1500	1500	RSPZ 1800	1800	RSPZ 2120	2120	RSPZ 2500	2500	RSPZ 3000	3000	RSPZ 3550	3550
RSPZ 1600	1600	RSPZ 1900	1900	RSPZ 2240	2240	RSPZ 2650	2650	RSPZ 3150	3150		



RSPA SECTION

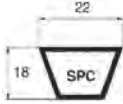
Code	Pitch length LW (mm)	Code	Pitch length LW (mm)	Code	Pitch length LW (mm)	Code	Pitch length LW (mm)	Code	Pitch length LW (mm)	Code	Pitch length LW (mm)	Code	Pitch length LW (mm)
RSPA 1400	1400	RSPA 1700	1700	RSPA 2000	2000	RSPA 2360	2360	RSPA 2800	2800	RSPA 3350	3350	RSPA 4000	4000
RSPA 1500	1500	RSPA 1800	1800	RSPA 2120	2120	RSPA 2500	2500	RSPA 3000	3000	RSPA 3550	3550	RSPA 4250	4250
RSPA 1600	1600	RSPA 1900	1900	RSPA 2240	2240	RSPA 2650	2650	RSPA 3150	3150	RSPA 3750	3750	RSPA 4500	4500

BANDED V-BELTS - Pluriband



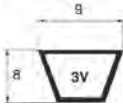
RSPB SECTION

Code	Pitch length LW (mm)	Code	Pitch length LW (mm)	Code	Pitch length LW (mm)	Code	Pitch length LW (mm)	Code	Pitch length LW (mm)	Code	Pitch length LW (mm)	Code	Pitch length LW (mm)
RSPB 2000	2000	RSPB 2500	2500	RSPB 3150	3150	RSPB 4000	4000	RSPB 5000	5000	RSPB 6300	6300	RSPB 8000	8000
RSPB 2120	2120	RSPB 2650	2650	RSPB 3350	3350	RSPB 4250	4250	RSPB 5300	5300	RSPB 6700	6700		
RSPB 2240	2240	RSPB 2800	2800	RSPB 3550	3550	RSPB 4500	4500	RSPB 5600	5600	RSPB 7100	7100		
RSPB 2360	2360	RSPB 3000	3000	RSPB 3750	3750	RSPB 4750	4750	RSPB 6000	6000	RSPB 7500	7500		



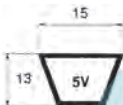
RSPC SECTION

Code	Pitch length LW (mm)	Code	Pitch length LW (mm)	Code	Pitch length LW (mm)	Code	Pitch length LW (mm)	Code	Pitch length LW (mm)	Code	Pitch length LW (mm)	Code	Pitch length LW (mm)
RSPC 3000	3000	RSPC 3750	3750	RSPC 4750	4750	RSPC 6000	6000	RSPC 7500	7500	RSPC 9500	9500	RSPC 11800	11800
RSPC 3150	3150	RSPC 4000	4000	RSPC 5000	5000	RSPC 6300	6300	RSPC 8000	8000	RSPC 10000	10000	RSPC 12500	12500
RSPC 3350	3350	RSPC 4250	4250	RSPC 5300	5300	RSPC 6700	6700	RSPC 8500	8500	RSPC 10600	10600		
RSPC 3550	3550	RSPC 4500	4500	RSPC 5600	5600	RSPC 7100	7100	RSPC 9000	9000	RSPC 11200	11200		



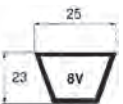
R3V SECTION

Code	Nominal external length (mm)	Code	Nominal external length (mm)	Code	Nominal external length (mm)	Code	Nominal external length (mm)	Code	Nominal external length (mm)	Code	Nominal external length (mm)	Code	Nominal external length (mm)
R3V 335	850	R3V 425	1080	R3V 530	1345	R3V 670	1700	R3V 850	2160	R3V 1060	2690	R3V 1320	3350
R3V 355	900	R3V 450	1145	R3V 560	1420	R3V 710	1800	R3V 900	2290	R3V 1120	2840	R3V 1400	3550
R3V 375	950	R3V 475	1205	R3V 600	1525	R3V 750	1900	R3V 950	2410	R3V 1180	3000		
R3V 400	1015	R3V 500	1270	R3V 630	1600	R3V 800	2030	R3V 1000	2540	R3V 1250	3180		



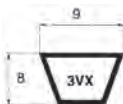
R5V SECTION

Code	Nominal external length (mm)	Code	Nominal external length (mm)	Code	Nominal external length (mm)	Code	Nominal external length (mm)	Code	Nominal external length (mm)	Code	Nominal external length (mm)	Code	Nominal external length (mm)
R5V 500	1270	R5V 670	1700	R5V 900	2290	R5V 1250	3180	R5V 1700	4320	R5V 2240	5690	R5V 3000	7620
R5V 530	1345	R5V 710	1800	R5V 950	2410	R5V 1320	3350	R5V 1800	4570	R5V 2360	6000	R5V 3150	8000
R5V 560	1420	R5V 750	1900	R5V 1000	2540	R5V 1400	3550	R5V 1900	4830	R5V 2500	6350	R5V 3350	8500
R5V 600	1525	R5V 800	2030	R5V 1120	2840	R5V 1500	3810	R5V 2000	5080	R5V 2650	6730	R5V 3550	9000
R5V 630	1600	R5V 850	2160	R5V 1180	3000	R5V 1600	4060	R5V 2120	5380	R5V 2800	7100		



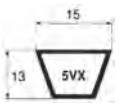
R8V SECTION

Code	Nominal external length (mm)	Code	Nominal external length (mm)	Code	Nominal external length (mm)	Code	Nominal external length (mm)	Code	Nominal external length (mm)	Code	Nominal external length (mm)	Code	Nominal external length (mm)
R8V 1000	2540	R8V 1320	3350	R8V 1800	4570	R8V 2360	6000	R8V 3150	8000	R8V 4250	10800	R8V 6000	15250
R8V 1060	2690	R8V 1400	3550	R8V 1900	4830	R8V 2500	6350	R8V 3350	8500	R8V 4500	11430		
R8V 1120	2840	R8V 1500	3810	R8V 2000	5080	R8V 2650	6730	R8V 3550	9000	R8V 4750	12060		
R8V 1180	3000	R8V 1600	4060	R8V 2120	5380	R8V 2800	7100	R8V 3750	9500	R8V 5000	12700		
R8V 1250	3180	R8V 1700	4320	R8V 2240	5690	R8V 3000	7620	R8V 4000	10160	R8V 5600	14200		



R3VX SECTION

Code	Nominal external length (mm)	Code	Nominal external length (mm)	Code	Nominal external length (mm)	Code	Nominal external length (mm)	Code	Nominal external length (mm)	Code	Nominal external length (mm)	Code	Nominal external length (mm)
R3VX 250	630	R3VX 335	850	R3VX 450	1145	R3VX 600	1525	R3VX 800	2030	R3VX 1060	2690	R3VX 1400	3550
R3VX 265	670	R3VX 355	900	R3VX 475	1205	R3VX 630	1600	R3VX 850	2160	R3VX 1120	2840		
R3VX 280	710	R3VX 375	950	R3VX 500	1270	R3VX 670	1700	R3VX 900	2290	R3VX 1180	3000		
R3VX 300	760	R3VX 400	1015	R3VX 530	1345	R3VX 710	1800	R3VX 950	2410	R3VX 1250	3180		
R3VX 315	800	R3VX 425	1080	R3VX 560	1420	R3VX 750	1900	R3VX 1000	2540	R3VX 1320	3350		



R5VX SECTION

Code	Nominal external length (mm)	Code	Nominal external length (mm)	Code	Nominal external length (mm)	Code	Nominal external length (mm)	Code	Nominal external length (mm)	Code	Nominal external length (mm)
R5VX 500	1270	R5VX 630	1600	R5VX 850	2160	R5VX 1060	2690	R5VX 1320	3350	R5VX 1700	4320
R5VX 530	1345	R5VX 670	1700	R5VX 900	2290	R5VX 1120	2840	R5VX 1400	3550	R5VX 1800	4570
R5VX 560	1420	R5VX 710	1800	R5VX 950	2410	R5VX 1180	3000	R5VX 1500	3810	R5VX 1900	4830
R5VX 600	1525	R5VX 800	2030	R5VX 1000	2540	R5VX 1250	3180	R5VX 1600	4060	R5VX 2000	5080

USEFUL FORMULAS AND CONVERSION TABLE

SPEED

$$v = \frac{d_1 \cdot n_1}{19100}$$

$$n_1 = \frac{v \cdot 19100}{d_1}$$

$$n_1 = \frac{v \cdot 19100}{n_1}$$

v: peripheral speed [m/s]
n1: rotation speed [RPM]
d1: pulley diameter [mm]

FORCE AND TORQUE

$$F_u = \frac{19,1 \cdot 10^6 \cdot P}{d_1 \cdot n_1}$$

$$F_u = \frac{2000 \cdot m}{d_1}$$

$$F_u = \frac{P \cdot 10^3}{d_1}$$

$$M_t = \frac{P \cdot 9550}{n_1}$$

$$M_t = \frac{F_u \cdot d_1}{2000}$$

$$M_t = \frac{P \cdot d_1}{2 \cdot v}$$

Fu: peripheral force [N]
Mt: drive torque [Nm]
P: power [kW]
n1: rotation speed [RPM]
d1: pulley diameter [mm]
v: peripheral speed [m/s]

POWER

$$P = \frac{F_u \cdot d_1 \cdot n_1}{19,1 \cdot 10^6}$$

$$P = \frac{M_t \cdot n_1}{9550}$$

$$P = \frac{F_u \cdot v}{1000}$$

P: power [kW]
Fu: peripheral force [N]
Mt: drive torque [Nm]
n1: rotation speed [RPM]
d1: pulley diameter [mm]

To convert from	to	multiply by
CV	HP	0,9863201
CV	kcal/h	63,24151
CV	W	735,4988
CV	kW	0,7354988
CV	kgf ⇔ m/s	75
CV	lbf ⇔ ft/s	542,476
HP	CV	1,01387
HP	kcal/h	641,1865
HP	W	745,6999
HP	kW	0,7456999
HP	kgf ⇔ m/s	76,04022
HP	lbf ⇔ ft/s	550
in	m	0,0254
in	cm	2,54
in	mm	25,4
in	ft	0,083
in ²	m ²	0,00064516
in ²	cm ²	6,4516
in ²	mm ²	645,16
in ²	ft ²	0,006944444
in ³	m ³	1,63871 · 10 ⁻⁵
in ³	cm ³	16,38706
in ³	mm ³	16387,06
in ³	ft ³	0,000578704

To convert from	to	multiply by
J	CV ⇔ h	3,77673 · 10 ⁻⁷
J	HP ⇔ h	3,72506 · 10 ⁻⁷
J	kWh	2,77778 · 10 ⁻⁷
kg	lb	2,204623
kgf	N	9,80665
kgf	lbf	2,204623
kgf ⇔ m/s	CV	0,01333333
kgf ⇔ m/s	W	9,80665
kgf ⇔ m/s	kW	0,00980665
kW	CV	1,359622
kW	kcal/h	859,8452
kW	W	1000
kW	kgf ⇔ m/s	101,9716
kW	lbf ⇔ ft/s	737,5621
lb	kg	0,4535924
lb	kgf	0,4535924
lb	N	4,448222
N	kgf	0,1019716
N	lbf	0,2248089
W	CV	0,001359622
W	HP	0,001341022
W	kcal/h	0,8598452
W	kW	0,001
W	kgf ⇔ m/s	0,1019716
W	lbf ⇔ ft/s	0,7375621

DATA SHEET FOR CALCULATION

CUSTOMER DATA

Date ____/____/____

Company Name _____
Address _____ Zip Code _____
City _____ State _____ Country _____
Customer Name/Surname _____
Office _____ Tel. _____ Fax _____
e-mail _____

Application field _____

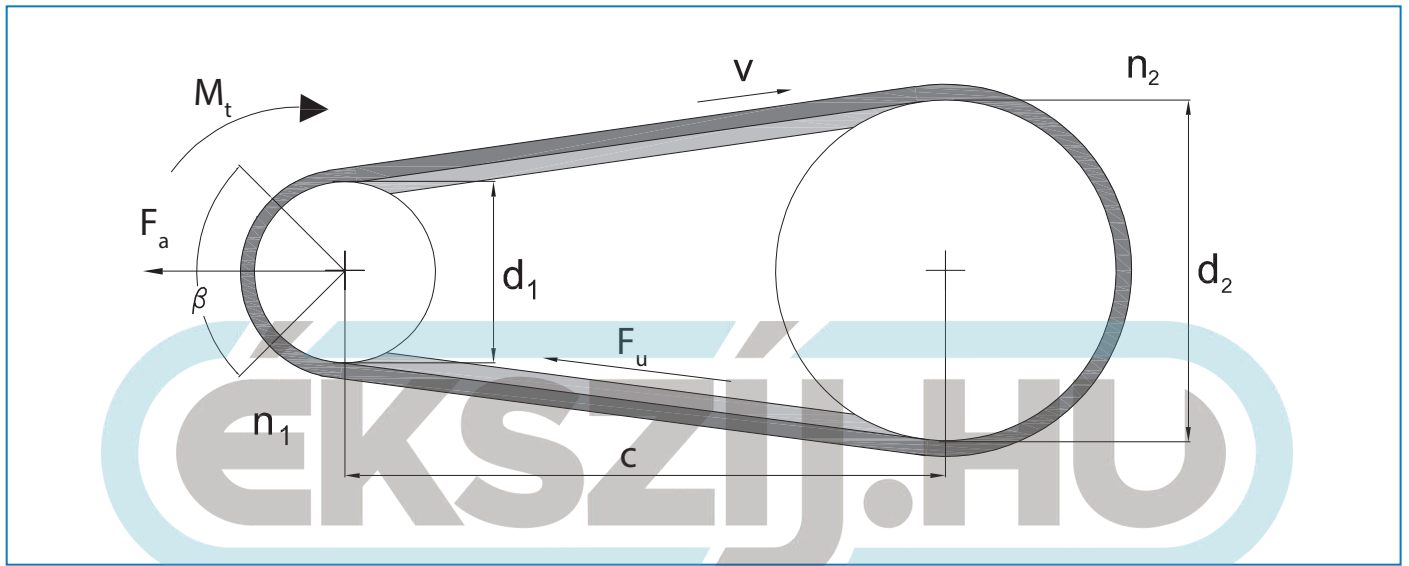
Volume: _____

New

Existing*

*Please enclose to this request all the details of the existing application (competitor's belt, current data, etc..)

POWER TRANSMISSION TRANSMISSION LAYOUT



If layout is different please sketch it below

DRIVE INFORMATION

MOTOR:

AC DC Soft Start Inverter
Power: _____
Speed: _____
Torque: _____
Acceleration: _____
Working time: < 8h From 8h up to 16h >16h

APPLICATION:

Driver pulley diameter: _____
Driven pulley diameter: _____
Center distance: _____
Minimum safety factor required: _____
Are there any size limitation? Yes No
(if yes please indicate):
diameter (min. and/or max.): _____
width (min. and/or max.): _____
center distance: (min. and/or max.) _____