

Idler sprockets with ball bearing

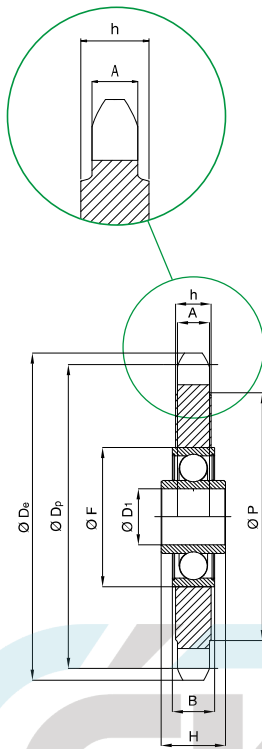


Fig. 1

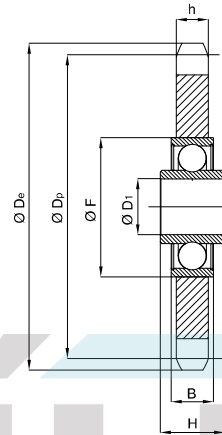
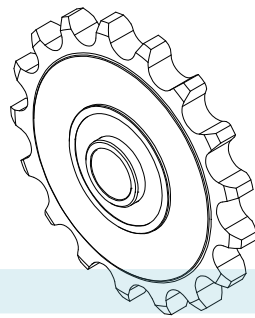


Fig. 2

ISO Serie	Pitch [mm]	Z [mm]	D _e [mm]	D _p [mm]	D ₁ [mm]	F [mm]	B [mm]	H [mm]	A [mm]	h [mm]	Part number	Fig.
05 B1	8 x 3 mm	23	62,2	58,8	16	40	12	18,3	2,8	7,0	QTS05B1-023	1
06 B1	3/8" x 7/32"	21	68,0	63,9	16	40	12	18,3	5,3	7,0	QTS06B1-021	1
81 -1	1/2" x 1/8"	18	78,9	73,1	16	40	12	18,3	3,0	7,0	QTS81-1-018	1
83 -1	1/2" x 3/16"	18	78,9	73,1	16	40	12	18,3	4,5	7,0	QTS83-1-018	1
08 B1	1/2" x 5/16"	16	69,5	65,1	16	40	12	18,3	-	7,2	QTS08B1-016	2
08 B1	1/2" x 5/16"	18	77,8	73,1	16	40	12	18,3	-	7,2	QTS08B1-018	2
10 B1	5/8" x 3/8"	14	78,0	71,3	16	40	12	18,3	-	9,1	QTS10B1-014	2
10 B1	5/8" x 3/8"	15	83,0	76,4	16	40	12	18,3	-	9,1	QTS10B1-015	2
10 B1	5/8" x 3/8"	17	93,0	86,4	16	40	12	18,3	-	9,1	QTS10B1-017	2
12 B1	3/4" x 7/16"	13	87,5	79,6	16	40	12	18,3	-	11,1	QTS12B1-013	2
12 B1	3/4" x 7/16"	15	99,8	91,6	16	40	12	18,3	-	11,1	QTS12B1-015	2
16 B1	1" x 17,02 mm	12	109,0	98,1	20	47	14	17,7	-	16,2	QTS16B1-012	2
20 B1	1" 1/4 x 3/4"	13	147,8	132,7	25	52	15	21	-	18,5	QTS20B1-013	2

Z	Number of teeth
D _e	External diameter
D _p	Pitch diameter