

PIX-X'set[®] Wrap Construction Belts



Features & Benefits:

- Oil resistant & antistatic
- Temperature range: -18°C to +80°C
- ATEX certified FRAS Belts are also available

PIX-X'set Belts are available in Classical, Wedge and Narrow sections-

Classical:

- Top-width to height ratio is 1.6:1
- Maximum permissible Belt speed is 30m/sec
- Permissible flex rate $f=80$ per sec

Wedge:

- Top-width to height ratio is 1.2:1
- Maximum permissible Belt speed is 42m/sec
- Permissible flex rate $f=100$ per sec.

Narrow:

- Maximum permissible Belt speed is 45m/sec
- Permissible flex rate $f=80$ per sec

Application: Industrial drives such as pumps, generators, ball-mills, crushers, compressors etc.

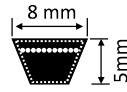
PIX-X'set® Wrap Construction Belts

Classical Section: 8
Standard: DIN 2215-1975

8 / 8x5

Features:

- Top width to height ratio 1.6:1
- Temperature range: -18°C to +80°C
- Maximum recommended belt speed is 30 m/sec
- Permissible flex rate f=80 per second
- Antistatic, oil and heat resistant
- ATEX certified FRAS Belts are also available



Belt length factor (mm)		
Lp to La	Li to Lp	Li to La
12	19	31

Mfg. range	Weight / metre (Kgs)
39" to 174"	0.041

Section	Dimensions (mm)		Angle (Degree)	Rec. min pulley dia.	MOQ (No. of Belts)
	Top width	Thickness			
8	8	5	40	40 dp (mm)	80

- Nominal Length (inches): Li
- 'PIX FRAS' Belts conforms to: ©II 2GD c IIB X (Test report no. IB-03-4-934)

Belt Reference	Inside Length (mm)	Datum/Pitch Length (mm)	Belt Reference	Inside Length (mm)	Datum/Pitch Length (mm)	Belt Reference	Inside Length (mm)	Datum/Pitch Length (mm)
8x5	1000	1019	8x5	1075	1094	8x5	1250	1269
8x5	1020	1039	8x5	1120	1139			
8x5	1050	1069	8x5	1200	1219			

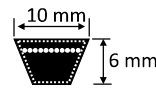
PIX-X'set® Wrap Construction Belts

Classical Section: Z
Standard: BS 3790, ISO 4184, IS 2494

Z / 10x6

Features:

- Top width to height ratio 1.6:1
- Temperature range: -18°C to +80°C
- Maximum recommended belt speed is 30 m/sec
- Permissible flex rate f=80 per second
- Antistatic, oil and heat resistant
- ATEX certified FRAS Belts are also available



Belt length factor (mm)		
Lp to La	Li to Lp	Li to La
16	22	38

Mfg. range	Weight/metre (Kgs)
9.5" to 176"	0.057

Section	Dimensions (mm)		Angle (Degree)	Rec. min pulley dia.	MOQ (No. of Belts)
	Top width	Thickness			
Z	10	6	40	50 dp (mm)	64

- Nominal Length (inches): Li
- 'PIX FRAS' Belts conforms to: ©II 2GD c IIB X (Test report no. IB-03-4-934)

Belt Reference	Inside Length (mm)	Datum/Pitch Length (mm)	Belt Reference	Inside Length (mm)	Datum/Pitch Length (mm)	Belt Reference	Inside Length (mm)	Datum/Pitch Length (mm)
Z 14	360	378	Z 32	815	835	Z 50.5	1285	1305
Z 15	381	403	Z 32.5	825	848	Z 51	1300	1317
Z 15.5	395	416	Z 33	840	860	Z 51.5	1308	1330
Z 16	410	428	Z 33.5	850	873	Z 52	1320	1343
Z 16.5	420	443	Z 34	865	886	Z 53	1350	1368
Z 17	435	454	Z 34.5	875	898	Z 54	1375	1394
Z 17.5	450	467	Z 35	890	911	Z 55	1400	1420
Z 18	457	479	Z 35.5	900	924	Z 56	1422	1444
Z 18.5	470	494	Z 36	914	936	Z 57	1450	1470
Z 19	480	505	Z 36.5	925	949	Z 58	1475	1495
Z 19.5	500	517	Z 37	940	962	Z 59	1500	1521
Z 20	510	530	Z 37.5	950	975	Z 60	1525	1546
Z 20.5	520	543	Z 38	965	987	Z 61	1550	1571
Z 21	535	555	Z 38.5	975	1000	Z 62	1575	1597
Z 21.5	545	568	Z 39	990	1013	Z 63	1600	1622
Z 22	560	581	Z 39.5	1000	1025	Z 64	1625	1648
Z 22.5	575	594	Z 40	1016	1038	Z 65	1650	1673
Z 23	585	606	Z 40.5	1030	1051	Z 66	1676	1698
Z 23.5	600	619	Z 41	1041	1063	Z 67	1700	1724
Z 24	610	632	Z 41.5	1050	1076	Z 68	1725	1749
Z 24.5	620	644	Z 42	1065	1089	Z 69	1750	1775
Z 25	635	657	Z 42.5	1080	1102	Z 70	1775	1800
Z 25.5	650	670	Z 43	1090	1114	Z 71	1800	1825
Z 26	660	682	Z 43.5	1105	1127	Z 73	1854	1876
Z 26.5	675	695	Z 44	1120	1140	Z 75	1900	1927
Z 27	686	708	Z 44.5	1130	1152	Z 78	1980	2003
Z 27.5	700	721	Z 45	1143	1165	Z 79	2000	2030
Z 28	710	733	Z 45.5	1155	1178	Z 83	2100	2130
Z 28.5	725	746	Z 46	1168	1190	Z 85	2160	2181
Z 29	735	759	Z 46.5	1180	1203	Z 88	2240	2257
Z 29.5	750	771	Z 47	1190	1216	Z 90	2286	2308
Z 30	760	784	Z 47.5	1200	1229	Z 93	2360	2384
Z 30.5	775	797	Z 48	1220	1241	Z 101	2565	2587
Z 30.75	781	803	Z 48.5	1230	1254	Z 103	2616	2640
Z 31	790	809	Z 49	1250	1270	Z 104	2650	2664
Z 31.5	800	822	Z 50	1270	1292			

• Non standard stock items are available upon request

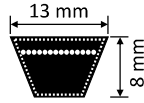
PIX-X^{set}® Wrap Construction Belts

Classical Section: A
Standard: BS 3790, ISO 4184, IS 2494

A / 13x8

Features:

- Top width to height ratio 1.6:1
- Temperature range: -18°C to +80°C
- Maximum recommended belt speed is 30 m/sec
- Permissible flex rate f=80 per second
- Antistatic, oil and heat resistant
- ATEX certified FRAS Belts are also available



Belt length factor (mm)		
Lp to La	Li to Lp	Li to La
14	36	50

Mfg. range	Weight/metre (Kgs)
13" to 357"	0.106

Section	Dimensions (mm)		Angle (Degree)	Rec. min pulley dia. (71 dp (mm))	MOQ (No. of V-Belts)
	Top width	Thickness			
A	13	8	40	71 dp (mm)	45

- Nominal Length (inches): Li
- 'PIX FRAS' Belts conforms to: II 2GD c IIB X (Test report no. IB-03-4-934)

Belt Reference	Inside Length (mm)	Datum/Pitch Length (mm)	Belt Reference	Inside Length (mm)	Datum/Pitch Length (mm)	Belt Reference	Inside Length (mm)	Datum/Pitch Length (mm)
A 15	381	417	A 46	1168	1204	A 90	2286	2322
A 16	410	442	A 46.5	1180	1217	A 91	2311	2347
A 17	435	468	A 47	1190	1230	A 92	2337	2373
A 18	457	493	A 47.5	1200	1243	A 93	2360	2398
A 18.5	470	506	A 48	1220	1255	A 94	2388	2424
A 19	480	519	A 48.5	1230	1268	A 95	2413	2449
A 19.5	500	531	A 49	1250	1281	A 96	2438	2474
A 20	510	544	A 49.5	1260	1293	A 96.5	2451	2487
A 20.5	520	557	A 50	1270	1306	A 97	2464	2500
A 21	535	569	A 50.5	1285	1319	A 98	2500	2525
A 21.5	545	582	A 51	1300	1331	A 99	2520	2551
A 22	560	595	A 51.5	1310	1344	A 100	2540	2576
A 22.5	575	608	A 52	1320	1357	A 101	2565	2601
A 23	585	620	A 52.5	1335	1370	A 102	2591	2627
A 23.5	600	633	A 53	1350	1382	A 103	2615	2652
A 24	610	646	A 53.5	1360	1395	A 104	2650	2678
A 24.5	620	658	A 54	1375	1408	A 105	2667	2703
A 25	635	671	A 55	1400	1433	A 106	2700	2728
A 25.5	650	684	A 56	1422	1458	A 107	2725	2754
A 26	660	696	A 57	1450	1484	A 108	2750	2779
A 26.5	675	709	A 58	1475	1509	A 109	2775	2805
A 27	686	722	A 59	1500	1535	A 110	2800	2830
A 27.5	700	735	A 59.5	1511	1547	A 111	2819	2855
A 28	710	747	A 60	1525	1560	A 112	2845	2881
A 28.5	725	760	A 61	1550	1585	A 113	2870	2906
A 29	735	773	A 62	1575	1611	A 114	2900	2932
A 29.5	750	785	A 63	1600	1636	A 115	2920	2957
A 30	760	798	A 64	1625	1662	A 116	2950	2982
A 30.5	775	811	A 64.5	1638	1674	A 117	2965	3008
A 31	790	823	A 65	1650	1687	A 118	3000	3033
A 31.5	800	836	A 66	1676	1712	A 119	3025	3059
A 32	815	849	A 67	1700	1738	A 120	3050	3084
A 32.5	825	862	A 68	1725	1763	A 122	3100	3135
A 33	840	874	A 69	1750	1789	A 124	3150	3186
A 33.5	850	887	A 70	1775	1814	A 126	3200	3236
A 34	865	900	A 71	1800	1839	A 128	3250	3287
A 34.5	875	912	A 72	1830	1865	A 130	3302	3338
A 35	890	925	A 73	1854	1890	A 132	3350	3389
A 35.5	900	938	A 74	1880	1916	A 134	3400	3440
A 36	914	950	A 75	1900	1941	A 136	3450	3490
A 36.5	925	963	A 76	1930	1966	A 138	3500	3541
A 37	940	976	A 77	1956	1992	A 140	3550	3592
A 37.5	950	989	A 78	1980	2017	A 142	3600	3643
A 38	965	1001	A 79	2000	2043	A 144	3658	3694
A 38.5	975	1014	A 80	2032	2068	A 146	3700	3744
A 39	990	1027	A 81	2060	2093	A 148	3750	3795
A 39.5	1000	1039	A 82	2083	2119	A 152	3860	3897
A 40	1016	1052	A 82.5	2096	2132	A 154	3910	3948
A 40.5	1030	1065	A 83	2100	2144	A 158	4000	4049
A 41	1041	1077	A 83.5	2120	2157	A 160	4064	4100
A 41.5	1050	1090	A 84	2134	2170	A 162	4115	4151
A 42	1065	1103	A 84.5	2150	2182	A 167	4250	4278
A 42.5	1080	1116	A 85	2160	2195	A 173	4394	4430
A 43	1090	1128	A 86	2184	2220	A 177	4500	4532
A 43.5	1105	1141	A 86.5	2200	2233	A 180	4572	4608
A 44	1120	1154	A 87	2210	2246	A 197	5000	5040
A 44.5	1130	1166	A 88	2240	2271	A 210	5330	5370
A 45	1143	1179	A 88.5	2250	2284			
A 45.5	1155	1192	A 89	2260	2297			

• Non standard stock items are available upon request

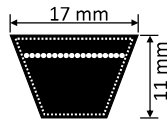
PIX-X^{set}® Wrap Construction Belts

Classical Section: B
Standard: BS 3790, ISO 4184, IS 2494

B / 17x11

Features:

- Top width to height ratio 1.6:1
- Temperature range: -18°C to +80°C
- Maximum recommended belt speed is 30 m/sec
- Permissible flex rate f=80 per second
- Antistatic, oil and heat resistant
- ATEX certified FRAS Belts are also available



Belt length factor (mm)		
Lp to La	Li to Lp	Li to La
26	43	69

Mfg. range	Weight/metre (Kgs)
16" to 900"	0.184

Section	Dimensions (mm)		Angle (Degree)	Rec. min pulley dia. (No. of V-Belts)	MOQ (No. of V-Belts)
	Top width	Thickness			
B	17	11	40	112 dp (mm)	36

- Nominal Length (inches): Li
- 'PIX FRAS' Belts conforms to: @II 2GD c IIB X (Test report no. IB-03-4-934)

Belt Reference	Inside Length (mm)	Datum/Pitch Length (mm)	Belt Reference	Inside Length (mm)	Datum/Pitch Length (mm)	Belt Reference	Inside Length (mm)	Datum/Pitch Length (mm)
B 17	420	475	B 49	1250	1288	B 96	2438	2481
B 18	457	500	B 49.5	1260	1300	B 96.5	2451	2494
B 19	480	526	B 50	1270	1313	B 97	2464	2507
B 20	510	551	B 50.5	1280	1326	B 98	2500	2532
B 21	535	576	B 51	1300	1338	B 99	2520	2558
B 22	560	602	B 51.5	1310	1351	B 100	2540	2583
B 23	585	627	B 52	1320	1364	B 101	2565	2608
B 23.5	597	640	B 52.5	1335	1377	B 102	2591	2634
B 24	610	653	B 53	1350	1389	B 103	2615	2659
B 24.5	620	665	B 53.5	1360	1402	B 104	2650	2685
B 25	635	678	B 54	1375	1415	B 105	2667	2710
B 25.5	650	691	B 55	1400	1440	B 106	2700	2735
B 26	660	703	B 56	1422	1465	B 107	2725	2761
B 26.5	675	716	B 57	1450	1491	B 108	2750	2786
B 27	686	729	B 58	1475	1516	B 109	2775	2812
B 27.5	700	742	B 59	1500	1542	B 110	2800	2837
B 28	710	754	B 60	1525	1567	B 111	2819	2862
B 29	735	780	B 61	1550	1592	B 112	2845	2888
B 29.5	750	792	B 62	1575	1618	B 113	2870	2913
B 30	760	805	B 63	1600	1643	B 114	2900	2939
B 30.5	775	818	B 64	1625	1669	B 115	2920	2964
B 31	790	830	B 65	1650	1694	B 116	2950	2989
B 31.5	800	843	B 66	1676	1719	B 117	2965	3015
B 32	815	856	B 67	1700	1745	B 118	3000	3040
B 32.5	825	869	B 68	1725	1770	B 119	3025	3066
B 33	840	881	B 69	1750	1796	B 120	3050	3091
B 33.5	850	894	B 70	1775	1821	B 121	3073	3116
B 34	865	907	B 71	1800	1846	B 122	3100	3142
B 34.5	875	919	B 72	1830	1872	B 123	3124	3167
B 35	890	932	B 73	1854	1897	B 124	3150	3193
B 35.5	900	945	B 73.5	1867	1910	B 125	3175	3218
B 36	914	957	B 74	1880	1923	B 126	3200	3243
B 36.5	925	970	B 75	1900	1948	B 127	3226	3269
B 37	940	983	B 76	1930	1973	B 128	3250	3294
B 37.5	950	996	B 77	1956	1999	B 129	3277	3320
B 38	965	1008	B 78	1980	2024	B 130	3302	3345
B 38.5	975	1021	B 79	2000	2050	B 131	3327	3370
B 39	990	1034	B 80	2032	2075	B 132	3350	3396
B 39.5	1000	1046	B 81	2060	2100	B 133	3378	3421
B 40	1016	1059	B 82	2083	2126	B 134	3400	3447
B 40.5	1030	1072	B 83	2100	2151	B 135	3429	3472
B 41	1041	1084	B 83.5	2120	2164	B 136	3450	3497
B 41.5	1050	1097	B 84	2134	2177	B 138	3500	3548
B 42	1065	1110	B 84.5	2150	2189	B 140	3550	3599
B 42.5	1080	1123	B 85	2160	2202	B 142	3600	3650
B 43	1090	1135	B 86	2184	2227	B 143	3630	3675
B 43.5	1105	1148	B 86.5	2200	2240	B 144	3658	3701
B 44	1120	1161	B 87	2210	2253	B 145	3683	3726
B 44.5	1130	1173	B 88	2240	2278	B 146	3700	3751
B 45	1143	1186	B 89	2260	2304	B 147	3734	3777
B 45.5	1155	1199	B 90	2286	2329	B 148	3750	3802
B 46	1168	1211	B 91	2311	2354	B 150	3810	3853
B 46.5	1180	1224	B 92	2337	2380	B 151	3835	3878
B 47	1190	1237	B 93	2360	2405	B 152	3860	3904
B 47.5	1200	1250	B 94	2388	2431	B 154	3910	3955
B 48	1220	1262	B 94.5	2400	2443	B 155	3937	3980
B 48.5	1230	1275	B 95	2413	2456	B 156	3960	4005

• Non standard stock items are available upon request

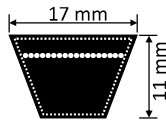
PIX-X^{set}® Wrap Construction Belts

Classical Section: B
Standard: BS 3790, ISO 4184, IS 2494

B / 17x11

Features:

- Top width to height ratio 1.6:1
- Temperature range: -18°C to +80°C
- Maximum recommended belt speed is 30 m/sec
- Permissible flex rate f=80 per second
- Antistatic, oil and heat resistant
- ATEX certified FRAS Belts are also available



Belt length factor (mm)		
Lp to La	Li to Lp	Li to La
26	43	69

Mfg. range	Weight/metre (Kgs)
16" to 900"	0.184

Section	Dimensions (mm)		Angle (Degree)	Rec. min pulley dia. (112 dp (mm))	MOQ (No. of V-Belts)
	Top width	Thickness			
B	17	11	40	112 dp (mm)	36

- Nominal Length (inches): Li
- 'PIX FRAS' Belts conforms to: ⓈII 2GD c IIB X (Test report no. IB-03-4-934)

Belt Reference	Inside Length (mm)	Datum/Pitch Length (mm)	Belt Reference	Inside Length (mm)	Datum/Pitch Length (mm)	Belt Reference	Inside Length (mm)	Datum/Pitch Length (mm)
B 158	4000	4056	B 184	4674	4717	B 224	5690	5733
B 160	4064	4107	B 185	4699	4742	B 225	5715	5758
B 162	4115	4158	B 186	4724	4767	B 226	5740	5783
B 163	4140	4183	B 189	4800	4844	B 228	5800	5834
B 164	4166	4209	B 190	4825	4869	B 235	5969	6012
B 165	4200	4234	B 191	4850	4894	B 236	6000	6037
B 167	4250	4285	B 192	4877	4920	B 238	6045	6088
B 168	4267	4310	B 195	4950	4996	B 240	6100	6139
B 170	4318	4361	B 196	4980	5021	B 248	6300	6342
B 172	4370	4412	B 197	5000	5047	B 280	7100	7155
B 173	4394	4437	B 200	5080	5123	B 300	7620	7663
B 175	4450	4488	B 204	5182	5225	B 315	8000	8044
B 177	4500	4539	B 208	5300	5326	B 343	8712	8755
B 178	4520	4564	B 210	5330	5377	B 510	12954	12997
B 180	4572	4615	B 216	5486	5529			
B 182	4623	4666	B 220	5600	5631			



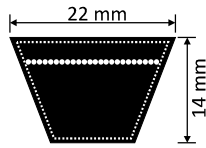
PIX-X^{set}® Wrap Construction Belts

Classical Section: C
Standard: BS 3790, ISO 4184, IS 2494

C / 22x14

Features:

- Top width to height ratio 1.6:1
- Temperature range: -18°C to +80°C
- Max. recommended belt speed is 30 m/sec
- Permissible flex rate f=80 per second
- Antistatic, oil and heat resistant
- ATEX certified FRAS Belts are also available



Belt length factor (mm)		
Lp to La	Li to Lp	Li to La
32	56	88

Mfg. range	Weight/metre (Kgs)
31" to 900"	0.301

Section	Dimensions (mm)		Angle (Degree)	Rec. min pulley dia. (180 dp (mm))	MOQ (No. of V-Belts)
	Top width	Thickness			
C	22	14	40		29

- Nominal Length (inches): Li
- 'PIX FRAS' Belts conforms to: Ⓢ II 2GD c IIB X (Test report no. IB-03-4-934)

Belt Reference	Inside Length (mm)	Datum/Pitch Length (mm)	Belt Reference	Inside Length (mm)	Datum/Pitch Length (mm)	Belt Reference	Inside Length (mm)	Datum/Pitch Length (mm)
C 33	840	894	C 93	2360	2418	C 164	4166	4222
C 35	890	945	C 94	2388	2444	C 165	4200	4247
C 36	914	970	C 95	2413	2469	C 167	4250	4298
C 38	965	1021	C 96	2438	2494	C 168	4267	4323
C 40	1016	1072	C 97	2464	2520	C 170	4318	4374
C 41	1041	1097	C 98	2500	2545	C 173	4394	4450
C 42	1065	1123	C 99	2520	2571	C 176	4470	4526
C 43	1090	1148	C 100	2540	2596	C 177	4500	4552
C 44	1120	1174	C 101	2565	2621	C 180	4572	4628
C 45	1143	1199	C 102	2591	2647	C 182	4623	4679
C 46	1168	1224	C 103	2615	2672	C 184	4674	4730
C 47	1190	1250	C 104	2650	2698	C 185	4699	4755
C 48	1220	1275	C 105	2667	2723	C 187	4750	4806
C 49	1250	1301	C 106	2700	2748	C 188	4775	4831
C 50	1270	1326	C 107	2725	2774	C 190	4825	4882
C 51	1300	1351	C 108	2750	2799	C 192	4877	4933
C 52	1320	1377	C 109	2775	2825	C 195	4950	5009
C 53	1350	1402	C 110	2800	2850	C 197	5000	5060
C 54	1375	1428	C 111	2819	2875	C 200	5080	5136
C 55	1400	1453	C 112	2845	2901	C 203	5156	5212
C 56	1422	1478	C 113	2870	2926	C 204	5182	5238
C 57	1450	1504	C 114	2900	2952	C 205	5200	5263
C 58	1475	1529	C 115	2920	2977	C 208	5300	5339
C 59	1500	1555	C 116	2950	3002	C 210	5330	5390
C 60	1525	1580	C 117	2965	3028	C 211	5360	5415
C 61	1550	1605	C 118	3000	3053	C 212	5385	5441
C 62	1575	1631	C 119	3025	3079	C 214	5435	5492
C 63	1600	1656	C 120	3050	3104	C 215	5461	5517
C 64	1625	1682	C 122	3100	3155	C 216	5486	5542
C 65	1650	1707	C 124	3150	3206	C 220	5600	5644
C 66	1676	1732	C 125	3175	3231	C 222	5639	5695
C 67	1700	1758	C 126	3200	3256	C 224	5690	5746
C 68	1725	1783	C 127	3226	3282	C 225	5715	5771
C 69	1750	1807	C 128	3250	3307	C 228	5800	5847
C 70	1775	1834	C 130	3302	3358	C 232	5893	5949
C 71	1800	1859	C 131	3327	3383	C 236	6000	6050
C 72	1830	1885	C 132	3350	3409	C 238	6045	6101
C 73	1854	1910	C 134	3400	3460	C 240	6100	6152
C 74	1880	1936	C 135	3429	3485	C 244	6198	6254
C 75	1900	1961	C 136	3450	3510	C 248	6300	6355
C 76	1930	1986	C 138	3500	3561	C 250	6350	6406
C 77	1956	2012	C 139	3531	3587	C 255	6477	6533
C 78	1980	2037	C 140	3550	3612	C 260	6604	6660
C 79	2000	2063	C 142	3600	3663	C 264	6700	6762
C 80	2032	2088	C 144	3658	3714	C 265	6731	6787
C 81	2060	2113	C 145	3683	3739	C 270	6858	6914
C 82	2083	2139	C 146	3700	3764	C 276	7000	7066
C 83	2100	2164	C 147	3734	3790	C 280	7100	7168
C 83.5	2121	2176	C 148	3750	3815	C 285	7239	7295
C 84	2134	2190	C 150	3810	3866	C 294	7468	7524
C 85	2160	2215	C 152	3860	3917	C 295	7500	7549
C 86	2184	2240	C 153	3886	3942	C 300	7620	7676
C 87	2210	2266	C 154	3910	3968	C 315	8000	8057
C 88	2240	2291	C 157	3988	4044	C 328	8331	8387
C 89	2260	2317	C 158	4000	4069	C 336	8534	8590
C 90	2286	2342	C 160	4064	4120	C 360	9144	9200
C 91	2311	2367	C 161	4100	4145	C 394	10008	10064
C 92	2337	2393	C 162	4115	4171			

• Non standard stock items are available upon request

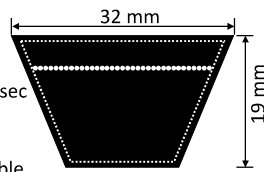
PIX-X'ser® Wrap Construction Belts

Classical Section: D
Standard: BS 3790, ISO 4184, IS 2494

D / 32x19

Features:

- Top width to height ratio 1.6:1
- Temperature range: -18°C to +80°C
- Max. recommended belt speed is 30 m/sec
- Permissible flex rate f=80 per second
- Antistatic, oil and heat resistant
- ATEX certified FRAS Belts are also available



Belt length factor (mm)		
Lp to La	Li to Lp	Li to La
40	79	119

Mfg. range	Weight/metre (Kgs)
44.5" to 900"	0.619

Section	Dimensions (mm)		Angle (Degree)	Rec. min pulley dia.	MOQ (No. of V-Belts)
	Top width	Thickness			
D	32	19	40	355 dp (mm)	18

- Nominal Length (inches): Li
- 'PIX FRAS' Belts conforms to: ⓈII 2GD c IIB X (Test report no. IB-03-4-934)

Belt Reference	Inside Length (mm)	Datum/Pitch Length (mm)	Belt Reference	Inside Length (mm)	Datum/Pitch Length (mm)	Belt Reference	Inside Length (mm)	Datum/Pitch Length (mm)
D 98	2500	2568	D 162	4115	4194	D 264	6700	6785
D 104	2650	2721	D 167	4250	4321	D 268	6807	6886
D 105	2667	2746	D 168	4267	4346	D 270	6858	6937
D 110	2800	2873	D 173	4394	4473	D 280	7100	7191
D 115	2920	3000	D 177	4500	4575	D 285	7239	7318
D 118	3000	3076	D 180	4572	4651	D 295	7500	7572
D 120	3050	3127	D 187	4750	4829	D 298	7569	7648
D 124	3150	3229	D 190	4825	4905	D 300	7620	7699
D 128	3250	3330	D 195	4950	5032	D 314	7976	8055
D 132	3350	3432	D 197	5000	5083	D 315	8000	8080
D 135	3429	3508	D 204	5182	5261	D 320	8128	8207
D 136	3450	3533	D 208	5300	5362	D 328	8331	8410
D 140	3550	3635	D 210	5330	5413	D 330	8385	8461
D 142	3600	3686	D 220	5600	5667	D 335	8510	8590
D 144	3658	3737	D 225	5715	5794	D 354	9000	9070
D 148	3750	3838	D 236	6000	6073	D 374	9500	9579
D 150	3810	3889	D 240	6100	6175	D 394	10000	10079
D 152	3860	3940	D 248	6300	6378	D 441	11200	11280
D 154	3910	3991	D 250	6350	6429			
D 158	4000	4092	D 255	6477	6556			

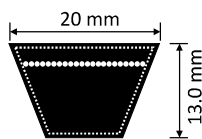
PIX-X'ser® Wrap Construction Belts

Classical Section: 20
Standard: DIN 2215-1975

20 / 20x13

Features:

- Top width to height ratio 1.6:1
- Temperature range: -18°C to +80°C
- Max. recommended belt speed is 30 m/sec
- Permissible flex rate f=80 per second
- Antistatic, oil and heat resistant
- ATEX certified FRAS Belts are also available



Belt length factor (mm)		
Lp to La	Li to Lp	Li to La
31	48	79

Mfg. range	Weight/metre (Kgs)
31.5" to 900"	0.246

Section	Dimensions (mm)		Angle (Degree)	Rec. min pulley dia.	MOQ (No. of V-Belts)
	Top width	Thickness			
20	20	13	40	160 dp (mm)	29

- Nominal Length (inches): Li
- 'PIX FRAS' Belts conforms to: ⓈII 2GD c IIB X (Test report no. IB-03-4-934)

Belt Reference 20xLi (mm)	Inside Length (inches)	Datum/Pitch Length (mm)	Belt Reference 20xLi (mm)	Inside Length (inches)	Datum/Pitch Length (mm)	Belt Reference 20xLi (mm)	Inside Length (inches)	Datum/Pitch Length (mm)
20 x 0800	31.49	848	20 x 1800	70.87	1848	20 x 3150	124.02	3198
20 x 0900	35.43	948	20 x 1900	74.80	1948	20 x 3350	131.89	3398
20 x 1000	39.37	1048	20 x 2000	78.74	2048	20 x 3550	139.76	3598
20 x 1060	41.73	1108	20 x 2100	82.67	2148	20 x 3750	147.64	3798
20 x 1120	44.09	1168	20 x 2120	83.46	2168	20 x 4000	157.48	4048
20 x 1180	46.46	1228	20 x 2240	88.19	2288	20 x 4250	167.32	4298
20 x 1250	49.21	1298	20 x 2280	89.76	2280	20 x 4500	177.17	4548
20 x 1320	51.97	1368	20 x 2360	92.91	2408	20 x 5000	196.85	5048
20 x 1400	55.12	1448	20 x 2500	98.43	2548	20 x 5300	208.66	5348
20 x 1500	59.06	1548	20 x 2650	104.33	2698	20 x 5600	220.47	5648
20 x 1600	62.99	1648	20 x 2800	110.24	2848	20 x 6000	236.22	6048
20 x 1700	66.93	1748	20 x 3000	118.11	3048			

• Non standard stock items are available upon request

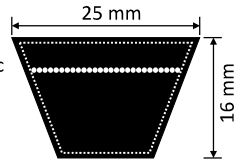
PIX-X^{set}® Wrap Construction Belts

Classical Section: 25
Standard: DIN 2215-1975

25 / 25x16

Features:

- Top width to height ratio 1.6:1
- Temperature range: -18°C to +80°C
- Max. recommended belt speed is 30 m/sec
- Permissible flex rate f=80 per second
- Antistatic, oil and heat resistant
- ATEX certified FRAS Belts are also available



Belt length factor (mm)		
Lp to La	Li to Lp	Li to La
39	61	100

Mfg. range	Weight/metre (Kgs)
57" to 900"	0.413

Section	Dimensions (mm)		Angle (Degree)	Rec. min pulley dia.	MOQ (No. of V-Belts)
	Top width	Thickness			
25	25	16.0	40	250dp (mm)	26

- Nominal Length (inches): Li
- 'PIX FRAS' Belts conforms to: Ⓢ II 2GD c IIB X (Test report no. IB-03-4-934)

Belt Reference 25xLi (mm)	Inside Length (inches)	Datum/Pitch Length (mm)	Belt Reference 25xLi (mm)	Inside Length (inches)	Datum/Pitch Length (mm)	Belt Reference 25xLi (mm)	Inside Length (inches)	Datum/Pitch Length (mm)
25 x 1400	55.12	1461	25 x 2800	110.24	2861	25 x 5000	196.85	5061
25 x 1500	59.06	1561	25 x 3000	118.11	3061	25 x 5600	220.47	5661
25 x 1900	77.20	1961	25 x 3150	124.01	3211	25 x 6000	236.22	6061
25 x 2000	78.74	2061	25 x 3350	131.89	3411	25 x 6300	248.03	6361
25 x 2120	83.46	2181	25 x 3550	139.76	3611	25 x 6700	263.78	6761
25 x 2240	88.18	2301	25 x 3750	147.64	3811	25 x 7100	279.53	7161
25 x 2360	92.91	2421	25 x 4000	157.48	4061	25 x 7500	295.27	7561
25 x 2500	98.43	2561	25 x 4250	167.32	4311	25 x 9000	354.33	9061
25 x 2650	104.33	2711	25 x 4500	177.17	4561			
25 x 2700	106.30	2761	25 x 4750	187.01	4811			

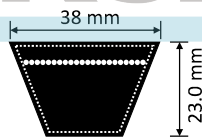
PIX-X^{set}® Wrap Construction Belts

Classical Section: E
Standard: IS 2494

E / 38x23

Features:

- Top width to height ratio 1.6:1
- Temperature range: -18°C to +80°C
- Max. recommended belt speed is 30 m/sec
- Permissible flex rate f=80 per second
- Antistatic, oil and heat resistant
- ATEX certified FRAS Belts are also available



Belt length factor (mm)		
Lp to La	Li to Lp	Li to La
53	92	145

Mfg. range	Weight/metre (Kgs)
90" to 900"	0.885

Section	Dimensions (mm)		Angle (Degree)	Rec. min pulley dia.	MOQ (No. of V-Belts)
	Top width	Thickness			
E	38	23	40	500 dp (mm)	13

- Nominal Length (inches): Li
- 'PIX FRAS' Belts conforms to: Ⓢ II 2GD c IIB X (Test report no. IB-03-4-934)

Belt Reference	Inside Length (inches)	Datum/Pitch Length (mm)	Belt Reference	Inside Length (inches)	Datum/Pitch Length (mm)	Belt Reference	Inside Length (inches)	Datum/Pitch Length (mm)
E 118	2997	3089	E 248	6299	6391	E 312	7925	8017
E 120	3048	3140	E 249	6325	6417	E 315	8001	8093
E 136	3454	3546	E 251	6375	6467	E 331	8407	8499
E 158	4013	4105	E 253	6426	6518	E 351	8915	9007
E 197	5004	5096	E 255	6477	6569	E 354	8992	9084
E 220	5588	5680	E 261	6629	6721	E 394	10008	10100
E 233	5918	6010	E 276	7010	7102	E 441	11201	11293
E 236	5994	6086	E 280	7112	7204	E 490	12446	12538
E 237	6020	6112	E 292	7417	7509			
E 245	6223	6315	E 295	7493	7585			

• Non standard stock items are available upon request